

KNOW YOUR BROADLEAF ENEMIES

IDENTIFY AND DESTROY THESE ANNUAL AND PERENNIAL PESTS



BINDWEED, FIELD

This perennial spreads from roots and seed. Seed leaves are nearly square with a shallow notch at the tip.



BINDWEED, HEDGE

Flowers on this perennial have two leafy bracts at the base; leaves are triangular.



BURCUCUMBER

This summer annual's climbing vine resembles cucumber plants in early growth stages.



COCKLEBUR

A coarse, bushy summer annual, cocklebur invade pastures and other moist areas.



HEMP DOGBANE

Small flowers appear in dense heads on this perennial, followed later by slender, pointed pods.



HORSENETTLE

Its prickly stems and leaves keep livestock from feeding on this poisonous perennial.



JERUSALEM ARTICHOKE

A perennial with rough branching stems, Jerusalem artichoke is from the sunflower family.



JIMSONWEED

This annual prefers to grow in warm areas and is poisonous.




KOCHIA

The seedlings of this annual have thick, dull green leaves above and magenta ones underneath.




LAMBSQUARTER

This summer annual produces early leaves that are dull bluish green above and often purple below.



MILKWEED, COMMON

The leaves on this perennial can become 4-10 in. long and sometimes have red veins.



MILKWEED, HONEYVINE

The perennial's slender, twining stems may reach to 10 ft. in length. Leaves are heart-shaped.

KNOW YOUR BROADLEAF ENEMIES

IDENTIFY AND DESTROY THESE ANNUAL AND PERENNIAL PESTS



MORNINGGLORY, IVYLEAF
A summer annual, ivyleaf morning-glory has three-lobed leaves and large flowers.



MORNINGGLORY, PITTED
This annual's vines have heart-shaped leaves that taper with funnel-shaped white flowers.



PIGWEEED, PROSTRATE
An annual, prostrate pigweed tends to spread in multiple directions from a taproot system.



PIGWEEED, REDROOT
A summer annual, this weed has leaves with wavy margins and hairs along the veins of lower surfaces.




PIGWEEED, SMOOTH
An annual, smooth pigweed has a pink or red taproot and green to reddish stem.



PRICKLY LETTUCE
An annual or biennial weed, prickly lettuce has prickly leaves with a milky sap.



PUNCTURE VINE
An annual, puncture vine grows on disturbed earth, weedy fields and roadsides.



RAGWEED, COMMON
The leaves on this summer annual are hairy on the upper surface and margin.



SPINY SOWTHISTLE
An annual, spiny sowthistle has bluish-green leaves and stems that produce a milky sap when cut.



THISTLE, CANADA
A perennial by rhizomes, Canada thistle has hairy young leaves; leaf margins are wavy with spines.



VELVETLEAF
A summer annual, velvetleaf has alternate, heart-shaped leaves that are hairy on both sides.

CORN & SOYBEAN DIGEST

APPRECIATES THE USE OF PHOTOS AND INFORMATION FROM JOHN MEADE/RUTGERS COOPERATIVE EXTENSION AND THE VIRGINIA TECH WEED ID GUIDE.